



Investor Presentation

June 2023

MANAGED BY  ICM

IMPORTANT NOTICE

By attending the meeting where this presentation is made, or by reading the presentation slides, you agree to be bound by the following limitations:

The information in this document has been prepared by Utilico Emerging Markets Trust plc ("UEM") solely to give an overview of UEM. This document has not been approved by the UK Financial Conduct Authority or any other regulator. This document does not constitute or form part of, and should not be construed as, an offer, invitation or inducement to purchase or subscribe for any securities nor shall it or any part of it form the basis of, or be relied upon in connection with, any contract or commitment whatsoever. This document does not constitute a recommendation regarding the securities of UEM.

This presentation may not be reproduced (in whole or in part), distributed or transmitted to any other person without the prior written consent of UEM. No representation or warranty, express or implied, is made as to, and no reliance should be placed on, the fairness, accuracy, completeness or correctness of the information, or opinions contained herein. Neither UEM, nor any of UEM's advisers or representatives, including its joint investment managers, ICM Investment Management Limited and ICM Limited, shall have any responsibility or liability whatsoever (for negligence or otherwise) for any loss howsoever arising from any use of this document or its contents or otherwise arising in connection with this document. Neither UEM nor any other person is under an obligation to keep current the information contained in this document.

The merits or suitability of the securities described in this presentation to any investor's particular situation should be independently determined by such investor. Any such determination should involve, among other things, an assessment of the legal, tax, accounting, regulatory, financial, credit and other related aspects of the securities.

This presentation and subsequent discussion may contain certain forward-looking statements with respect to the financial condition, results of operations and business of UEM. These forward-looking statements represent UEM's expectations or beliefs concerning future events and involve known and unknown risks and uncertainty that could cause actual results, performance or events to differ materially from those expressed or implied in such statements. Such forward-looking statements are based on numerous assumptions regarding UEM's present and future business strategies and the environment in which UEM will operate in the future. Further, certain forward-looking statements are based upon assumptions of future events which may not prove to be accurate. The forward-looking statements in this document speak only as at the date of this presentation and UEM assumes no obligation to update or provide any additional information in relation to such forward-looking statements. Additional detailed information concerning important factors that could cause actual results to differ materially is available in UEM's Annual Results, Interim Results and other RNS announcements, all of which are available from UEM's website. Past performance is not a reliable indicator of future performance.

The contents of this presentation are not a financial promotion and none of the contents of this presentation constitute an invitation or inducement to engage in investment activity. If and to the extent that this presentation or any of its contents are deemed to be a financial promotion, the Company is relying on the exemption provided by Article 69 of the Financial Services and Markets Act 2000 (Financial Promotions) Order 2005/1529 in respect of section 21 of the Financial Services and Markets Act 2000. In particular, any information in respect of past performance (including without limitation past performance of the Company, its group, shares in the Company and/or the Company's portfolio) cannot be relied upon as a guide to future performance.

The publication and distribution of this document may be restricted by law in certain jurisdictions and therefore persons into whose possession this document comes or who attend any presentation should inform themselves about and observe any such restrictions. Any failure to comply with these restrictions could result in a violation of the laws of such jurisdiction. In particular, this document and the information contained herein, are not for publication or distribution, directly or indirectly, to persons in the United States (within the meaning of Regulation S under the US Securities Act of 1933, as amended (the "Securities Act")) or to entities in Canada, Australia or Japan. The securities of UEM have not been and will not be registered under the Securities Act and may not be offered or sold in the United States except to certain persons in offshore jurisdictions in reliance on Regulation S. Neither these slides nor any copy of them may be taken or transmitted into or distributed in Canada, Australia, Japan or any other jurisdiction which prohibits the same except in compliance with applicable securities laws. Any failure to comply with this restriction may constitute a violation of the United States or other national securities laws.

Introduction to Utilico Emerging Markets Trust plc

UK closed-ended investment trust focused on global infrastructure megatrends in emerging markets

- Invests primarily in **operational infrastructure and utilities assets** benefiting from the long-term infrastructure megatrends



- Predominately focussed on **emerging markets**



- Relentless bottom-up investment approach
- **Benchmark agnostic**
- Long-term investment horizon
- ESG considerations incorporated



- Strong performance **outperforming the MSCI Emerging Markets Index** over the last one, three and five years



	1 month	3 months	1 year	3 years	5 years	Inception
NAV per share total return	1.9%	6.5%	3.7%	40.9%	27.8%	395.5%
MSCI EM Index total return	(0.2%)	(2.2%)	(6.8%)	10.2%	3.9%	249.6%

Key fund information⁽¹⁾: Total AuM: £554.4m Market cap: £441.5m Ticker: UEM

1. As at 31 May 2023.

Unique Features of Utilico Emerging Markets Trust plc

Only UK listed fund focused on global infrastructure megatrends in emerging markets

Unique exposure to EM megatrends

- ✓ **Key emerging markets (“EM”) megatrends** provide attractive and resilient investment opportunities
- ✓ Uniquely dedicated to emerging markets **utilities and infrastructure assets**

Real assets driving compelling returns

- ✓ Underlying exposure to **operational infrastructure assets** typically offering attractive growth and yields and currently at compelling valuations
- ✓ Long-term cash flows often underpinned by established regulatory frameworks providing **predictable, sustainable and growing income**

Experienced management

- ✓ Dedicated **active investment team** since inception in 2005
- ✓ **Long track record** of successfully investing in a highly specialist asset class
- ✓ Bottom up, benchmark agnostic, ESG considerations incorporated in the investment process

Strong performance

- ✓ **9.4% annualised total return over 17 years** with a 3.8% dividend yield⁽¹⁾
- ✓ **Outperformed MSCI Emerging Markets Index** over the last one, three, five years and since inception⁽¹⁾
- ✓ Lower volatility to EM with **consistently low beta**⁽²⁾ and an **active share of over 98%**⁽³⁾

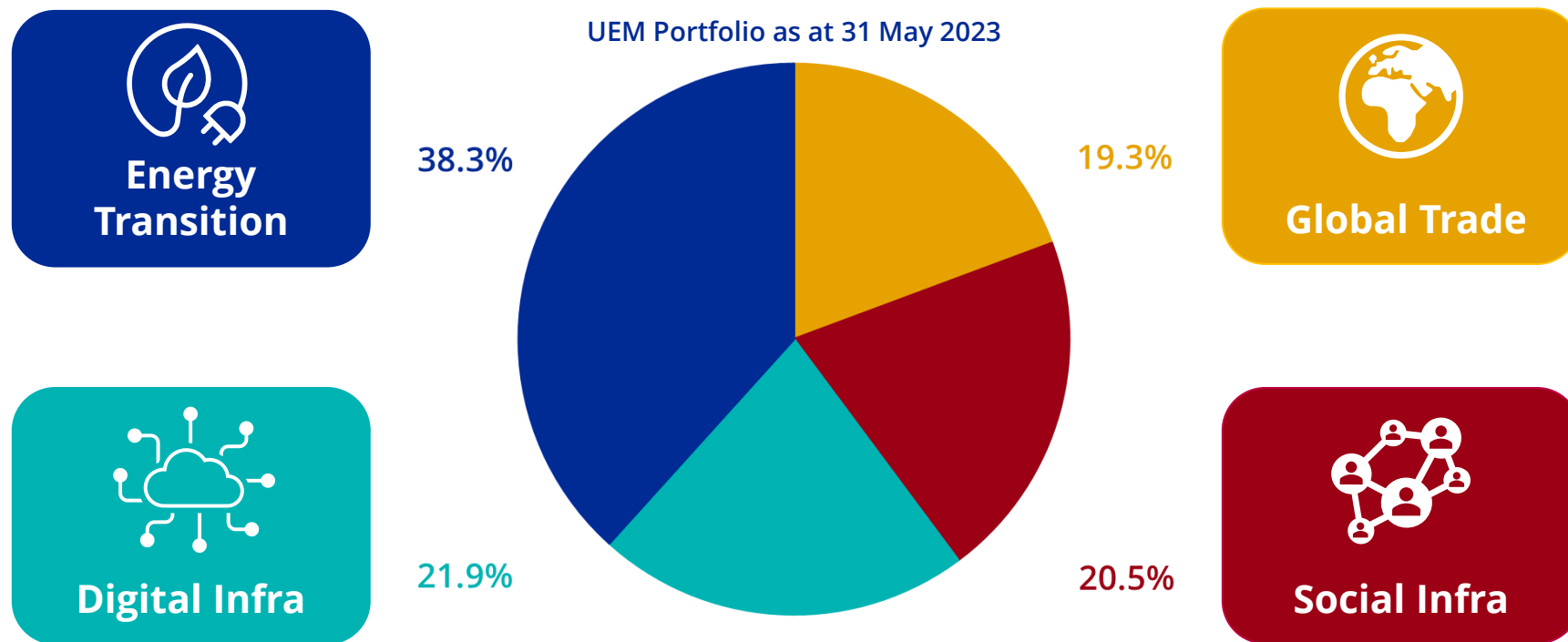
A differentiated investment trust offering attractive long-term returns

Past performance is not a guide to future returns and future returns are not guaranteed.

1. As at 31 May 2023. 2. Five year Beta of 0.75 as at 31 May 2023. 3. Active share is measure of difference between UEM's holdings and the MSCI EM Index – the higher the % the lower the correlation.

Diversified Portfolio Across a Range of Infra Megatrends

Megatrends providing potential for sustainable and defensible growth



"A megatrend is a long-term change that affects governments, societies and economies permanently over a long period of time. Megatrends drive other trends in financial markets in terms of sales, growth and innovation."

Reference.com

Returns supported by investments in sectors benefitting from long-term megatrends

Energy Transition



Electrification, decarbonisation and the shift to renewables

Megatrend drivers

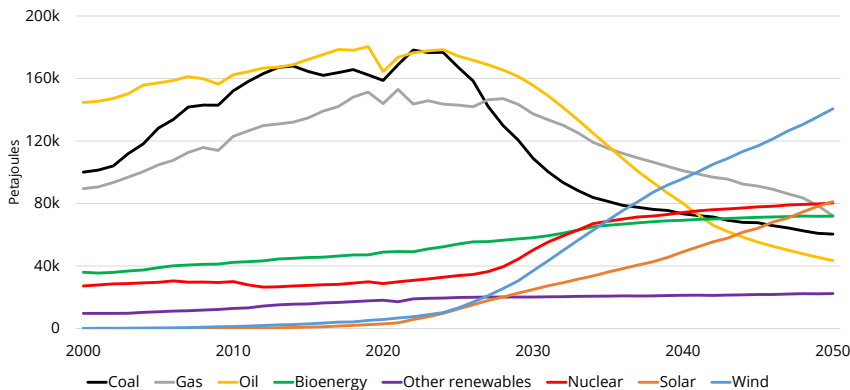
- Lower or net zero emissions targets to combat climate change requires **decarbonisation of energy matrix**
- **Geopolitical concerns driving energy security** higher up the agenda, look to cut reliance on imported oil/gas
- Huge investment in wind/solar assets and supporting grid and battery storage infrastructure across EM
- Displacement of dirty coal- and oil-fired assets with cleaner and more flexible gas-fired facilities

Portfolio investments



Renewables displacing fossil fuels

Primary energy consumption by fuel, net zero scenario⁽¹⁾



1. Source: BloombergNEF.

Energy Transition



Case Study: Power Grid Corp of India



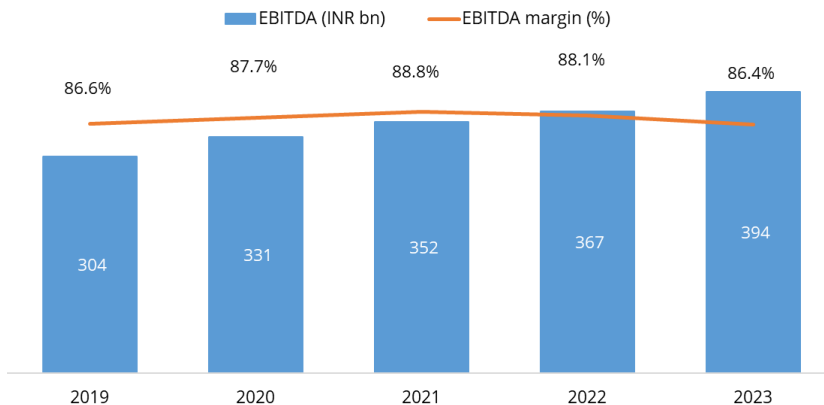
Description

- Builds, owns and operates transmission line assets in India, transmitting 45% of the country's electricity
- One of the largest operators in the world with 170,000km network
- Listed on the Mumbai Stock Exchange
- Market cap USD 19.7bn⁽¹⁾

Share price performance⁽²⁾ (INR)



Key financials⁽³⁾



Why we are investors

- Long-term transmission assets with well-established regulatory framework factoring in inflation
- A best-in-class operator and a management team with strong track record in tariff auctions
- Significant ongoing investment in transmission assets to support utility scale solar/wind projects
- Strong cash flows support healthy dividends

Past performance is not a guide to future returns and future returns are not guaranteed.
 1. As at 31 May 2023. 2. Source: Bloomberg. 3. Source: ICM.



Transformational integration of digital technologies across society

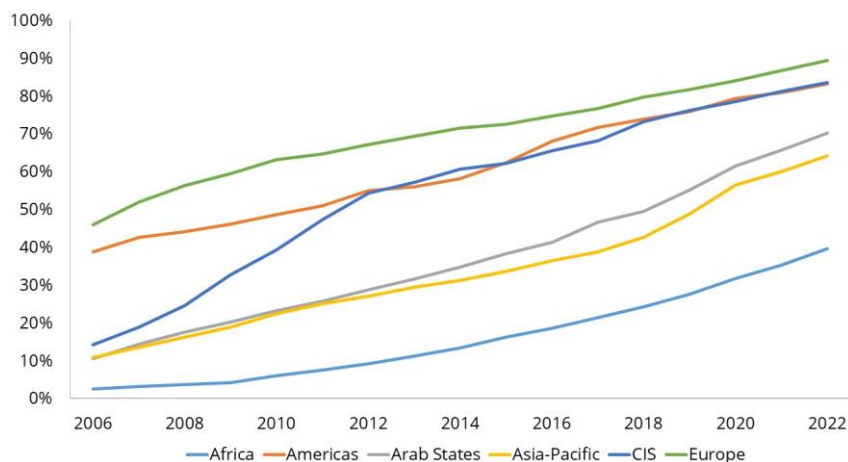
Megatrend drivers

- **Data drives innovation, enables personalisation and enhances decision-making** driving social and commercial returns
- Technology allowing EM companies to market and deliver goods and services to a potentially **global customer base**
- **New innovative and disruptive applications** developed in EM driving new business models and efficiencies

Portfolio investments



% of individuals using the internet⁽¹⁾



1. Source: International Telecommunication Union.



Case Study: FPT Corporation



Description

- IT & Telecoms Group with three core segments:
 - Provides IT Services to global multinationals and Vietnamese institutions
 - One of Vietnam's largest fibre broadband and data centre providers
 - Vietnam's largest private education company
- Listed on the Ho Chi Minh Stock Exchange
- Market cap USD 4.0bn⁽¹⁾

Share price performance⁽²⁾ (VND)



Key financials⁽³⁾



Why we are investors

- Leveraging Vietnam's skilled IT workforce whilst training the next generation
- Expanding telecoms network benefiting from operational leverage
- Strong entrepreneurial management team
- Top quality client base including 100 of Fortune 500 including Hitachi, Sony, Honda, Bayer, RWE and Airbus
- Delivering and targeting growth of 20%+

Past performance is not a guide to future returns and future returns are not guaranteed.

1. As at 31 May 2023. 2. Source: Factset. Share price CAGR is calculated as share price return excluding dividends. 3. Source: ICM.



Growth in global trade providing opportunities in transportation and logistics


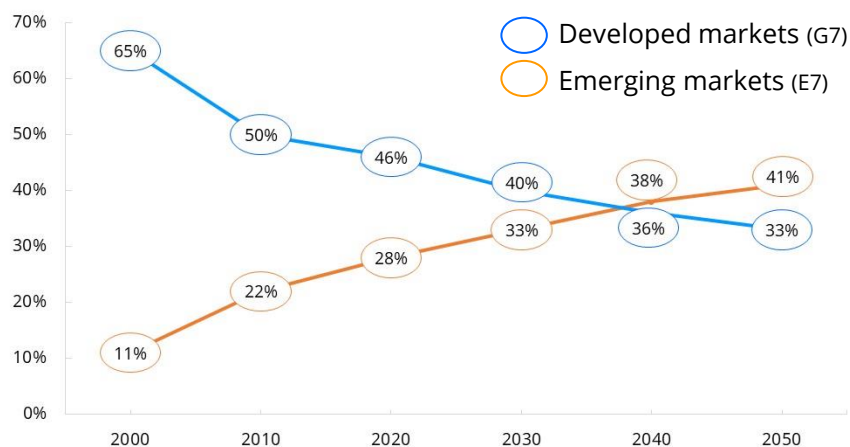
Mega trend drivers

- EM economies **offer strong domestically driven growth** as well as a growing share of world exports driving international trade
- The increasingly multi-polar world and **the reshaping of the competitive environment** will provide EM countries with new opportunities
- As a result of Covid-19 and recent geopolitical pressures, there has been an increase in **nearshoring** and the need to **diversify supply chains**

Portfolio investments



EM's share of global GDP⁽¹⁾



1. Source: The World Bank and DIT. G7 comprises Canada, France, Germany, Italy, Japan, United Kingdom and United States; and E7 comprises Brazil, China, India, Indonesia, Mexico, Russia and Turkey.



Case study: International Container Terminal Services



Description

- International Container Terminals (“ICT”) acquires, develops, manages and operates small to medium sized container ports and terminals
- Operates 33 terminals in 20 countries, primarily origin and destination ports and located in emerging market countries
- Listed on the Philippines Stock Exchange
- Market cap USD 7.0bn⁽¹⁾

Share price performance⁽²⁾ (PHP)



Key financials⁽³⁾



Why we are investors

- Long-term concession agreements capturing economic growth of EM driven by the increasing consumption of the growing middle class
- Unique strategy focused on acquiring underperforming ports with scope for operational improvements
- Solid margin expansion driven by operational efficiencies
- Strong management team

Past performance is not a guide to future returns and future returns are not guaranteed.

1. As at 31 May 2023. 2. Source: Bloomberg. Share price CAGR is calculated as share price return excluding dividends. 3. Source: ICM.



Increasing demand for infrastructure assets driven by societal changes

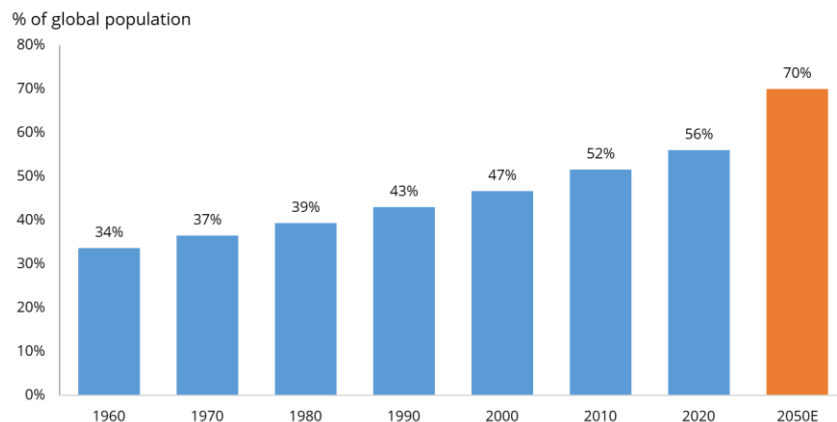
Megatrend drivers

- Most emerging market countries lack adequate essential social infrastructure
- The **growth of the middle class** demanding better quality services and infrastructure
- **Rapid urbanisation** is driving the need for huge investments in infrastructure, transportation, communication and internet services, creating exciting opportunities for portfolio companies

Portfolio investments



Global urbanisation⁽¹⁾



1. Source: The World Bank.



Case study: Orizon



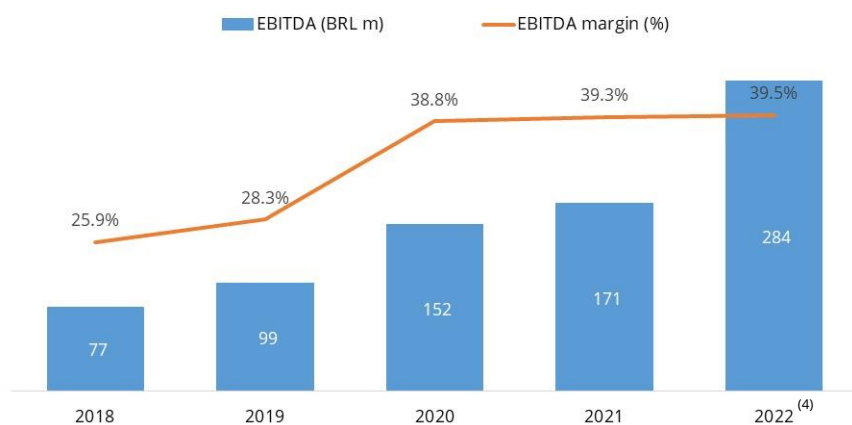
Description

- Leader in waste management in Brazil, operating 15 sanitary landfill sites
- These sites are sophisticated complexes to safely process waste that includes sorting facilities to remove recyclable materials; biogas extraction; and waste-to-energy services
- IPO'ed in February 2021 and listed on the Sao Paulo Stock Exchange
- Market cap USD 0.6bn⁽¹⁾

Share price performance⁽²⁾ (BRL)



Key financials⁽³⁾



Why we are investors

- Orizon is the market leader with only 10.2% market share in a highly fragmented market
- New sanitation legislation in 2022 driving growth of regulated market as 40% of waste in Brazil is still disposed in unregulated dump sites
- Know-how to generate value with collected waste (biogas, carbon credits, recycling) whilst reducing greenhouse gas (GHG) emissions

Past performance is not a guide to future returns and future returns are not guaranteed.

1. As at 31 May 2023. 2. Source: Bloomberg. Share price CAGR is calculated as share price return excluding dividends. 3. Source: ICM.

4. Adjusted for the carbon credits generated in 2022.

Resilient Portfolio in the Current Macro and Geopolitical Environment

UEM's investments offer protection

Inflation

- A number of UEM's investee companies have concession contracts linked to inflation
- Given monopolistic nature or strong market position of majority of investments, able to pass through price increases

Interest Rates

- Average net debt / EBITDA within the portfolio of 2.2x⁽¹⁾, enabling companies to cope in a higher rate environment
- Limited FX risk with the majority of debt matching income streams

Energy Prices

- Energy generation assets benefiting from current volatile fuel prices
- Number of investee companies are able to pass through fuel price increases

Geopolitical Tensions

- Increasingly multi-polar world and the reshaping of the competitive environment providing new investment opportunities
- More diverse supply chains benefiting well located assets in the portfolio

1. As at 31 May 2023.

Valuations at Multi-year Lows

UEM's portfolio continues to be attractively valued

- EM valuations continue to be **low in absolute and relative terms**
- EM equities are trading on 10.7x cyclically adjusted P/E ratio compared to the 25 years' average of 16.3x
- US equities trade on multiple of 26.8x, far higher than the average of 21.7x over the last 43 years' average
- UEM is currently on a **15.2% discount**⁽¹⁾, despite **sector leading performance**, a **dividend yield higher than sector peers** at 3.8%⁽¹⁾ and **low volatility**, providing a **compelling entry point** for new and existing investors

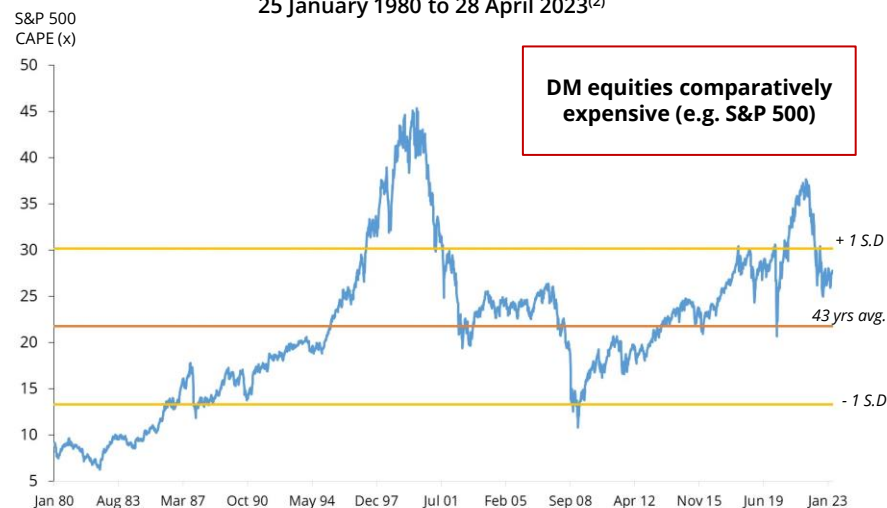
Emerging Markets CAPE

25 December 1997 to 4 May 2023⁽²⁾



S&P 500 CAPE

25 January 1980 to 28 April 2023⁽²⁾

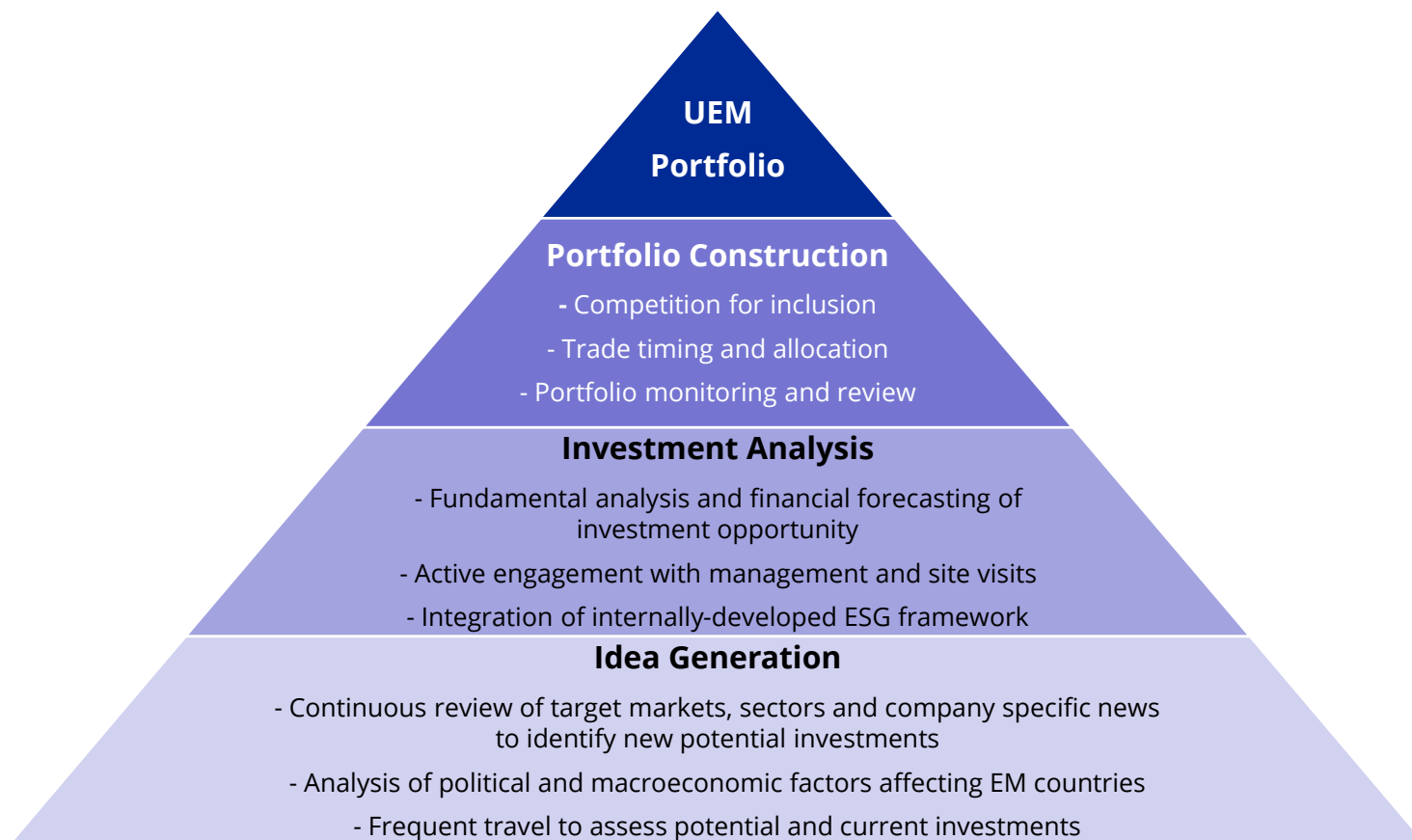


UEM's portfolio is attractively valued at 11.0x P/E compared to the MSCI EM Index of 11.6x⁽¹⁾

1. As at 31 May 2023. 2. Source: CLSA, IBES, Refinitiv.

Investment Approach

Detailed analysis generates a high conviction, benchmark agnostic portfolio

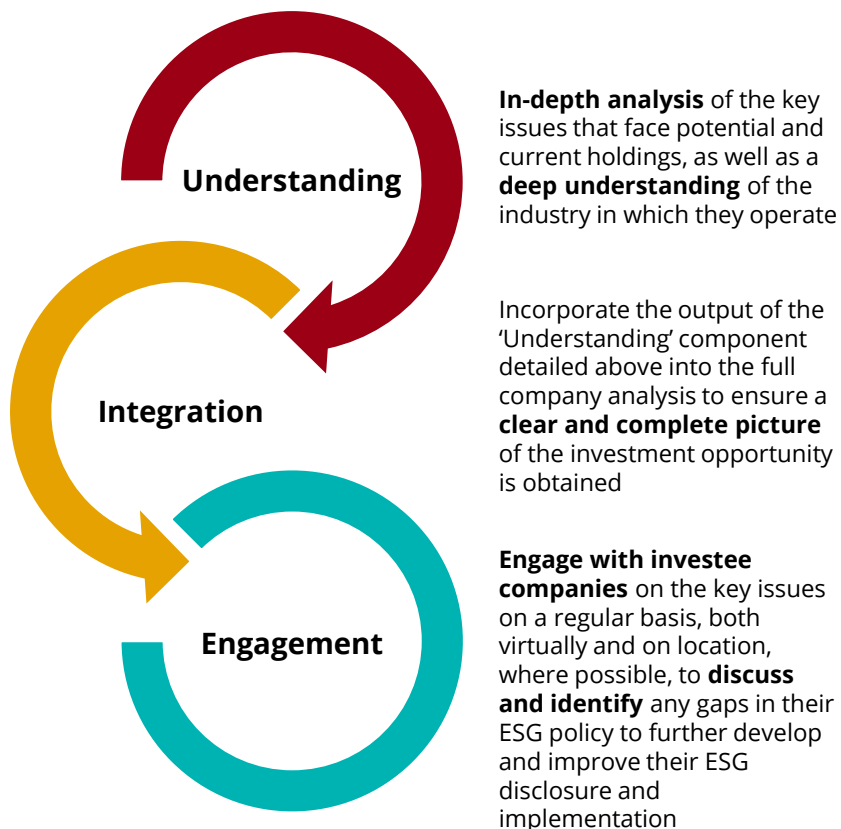


Closed-ended fund structure enables long-term investment approach

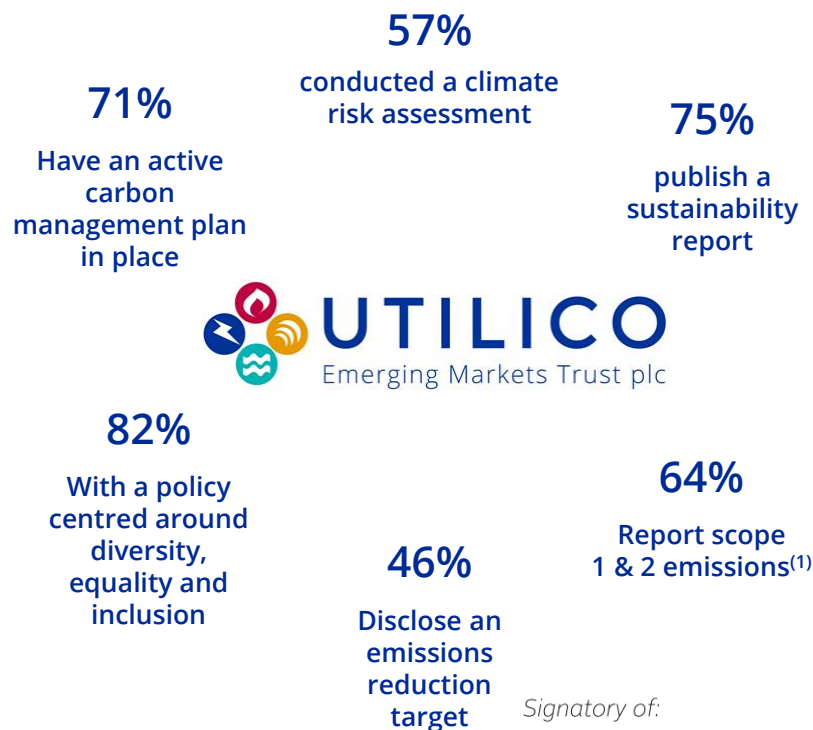
ESG Investment Approach

UEM has an embedded ESG into the investment framework

ESG approach



% of UEM's top 30 disclosing ESG factors



ESG forms part of the integrated research analysis, decision-making and ongoing monitoring

1. Scope 1 & 2 emissions are the emissions that are owned or controlled by a company.

Differentiated Emerging Market Infrastructure Portfolio

Actively managed portfolio, offering a unique and diverse investment opportunity

	UEM Portfolio		MSCI Emerging Markets Index		
Sector Split	Sector	% in UEM's portfolio	Sector	% in MSCI EM Index	Sector in UEM
	Electricity	19.0%	Financials	22.1%	✗
	Ports and Logistics	17.5%	IT	21.7%	✓
	Renewables	13.1%	Consumer Discretionary	12.5%	✗
	Data Services and Digital Infrastructure	12.2%	Communication Services	9.7%	✓
	Gas	7.7%	Materials	8.4%	✗
	Water and Waste	7.0%	Consumer Staples	6.3%	✗
	Telecommunications	6.1%	Industrials	6.2%	✓
	Airports	6.0%	Energy	5.0%	✓
	Infrastructure Investment Funds	4.0%	Health Care	3.8%	✓
Other	3.8%	Utilities	2.7%	✓	
Road and Rail	3.6%	Real Estate	1.8%	✗	
Geographical Split	Country	% in UEM's portfolio	Country	% in MSCI EM Index	UEM (under) or overweight
	Brazil	22.8%	China	29.2%	(14.2%)
	China (including Hong Kong)	15.0%	Taiwan	16.2%	✗
	India	11.2%	India	14.3%	(3.1%)
	Vietnam	7.2%	South Korea	12.8%	(9.6%)
	South Korea	3.2%	Brazil	5.2%	17.7%
	Other	40.6%	Other	22.4%	-

"An attractive alternative way to gain exposure to the economic growth of emerging markets via the more resilient, less volatile, return profile of infrastructure and utility-related investments."

UEM Investor Feedback

Bottom-up, benchmark agonistic, with an active share of over 98%

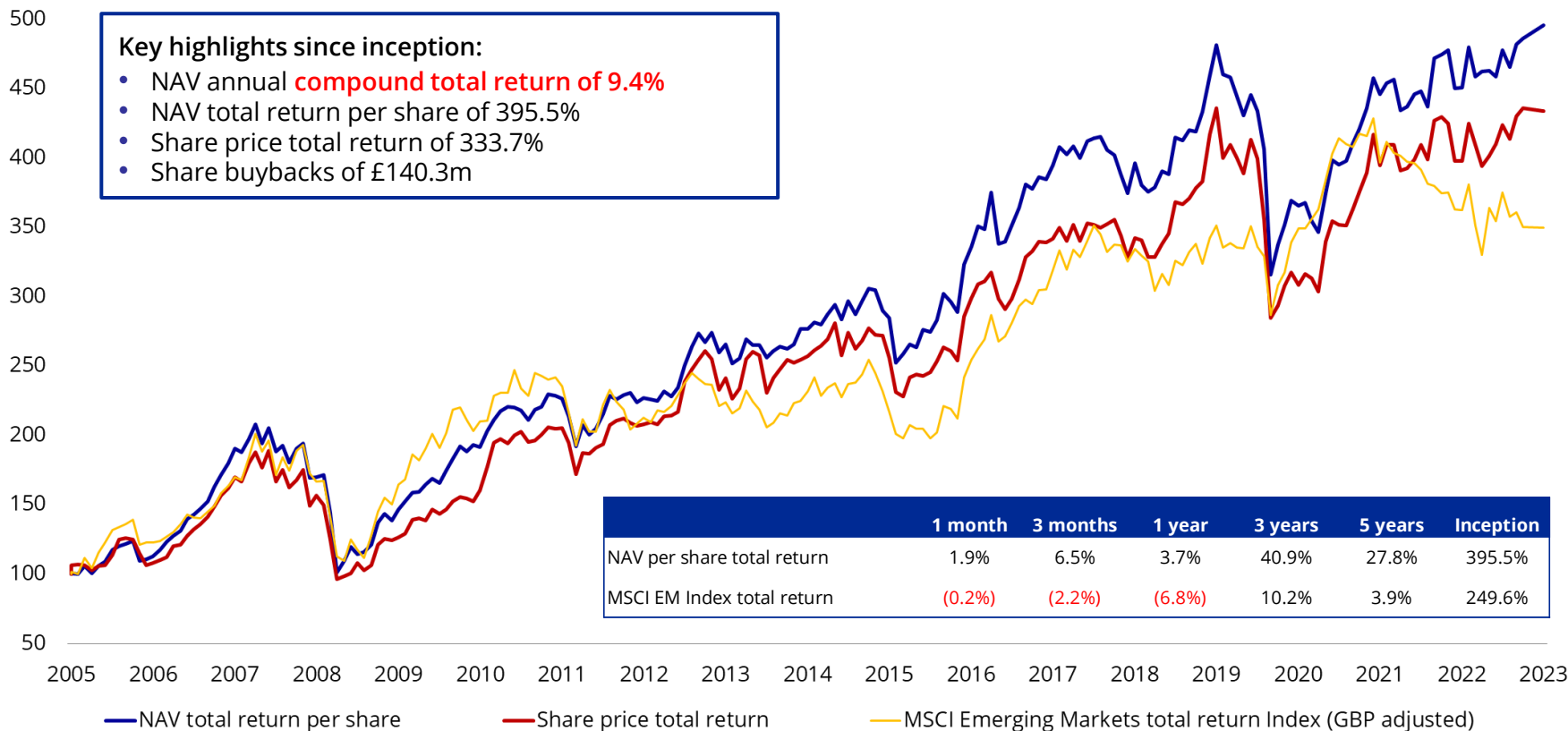
Past performance is not a guide to future returns and future returns are not guaranteed.
As at 31 May 2023.

Strong Historic NAV and Share Price Performance⁽¹⁾

Strong performance since inception with annualised total return of 9.4%

From 20 July 2005 to 31 May 2023

Rebased to 100 as at 20 July 2005



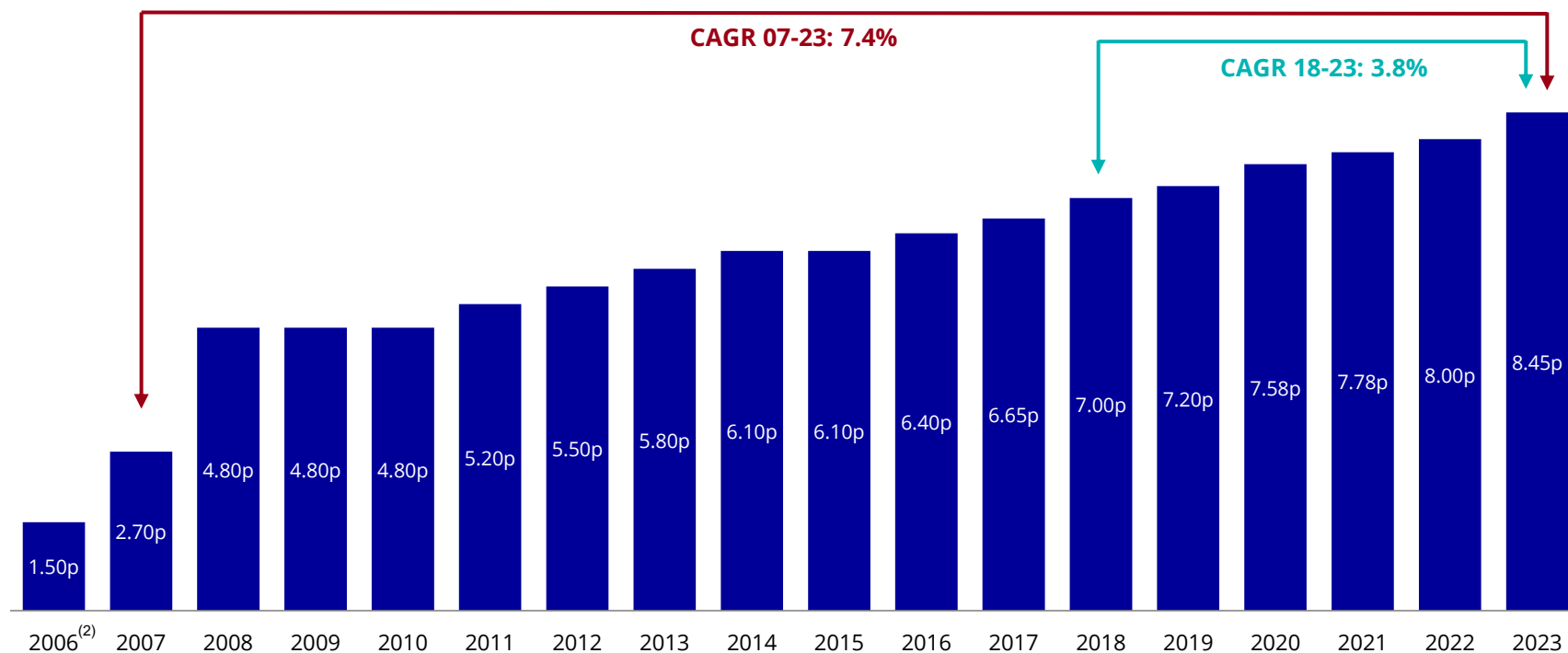
Past performance is not a guide to future returns and future returns are not guaranteed. Source: ICM and Bloomberg
1. Adjusted for the exercise of warrants and subscription shares.

Attractive Dividend Growth

Dividend has continued to grow since inception

- Dividend per share has continued to grow, increasing from 1.50p to 8.45p
- Dividend **remains fully covered and paid quarterly**
- UEM offers an attractive dividend yield of 3.8%⁽¹⁾ above sector peers
- Over **78% of UEM's portfolio companies pay a dividend**

Dividend paid (year ended 31 March)

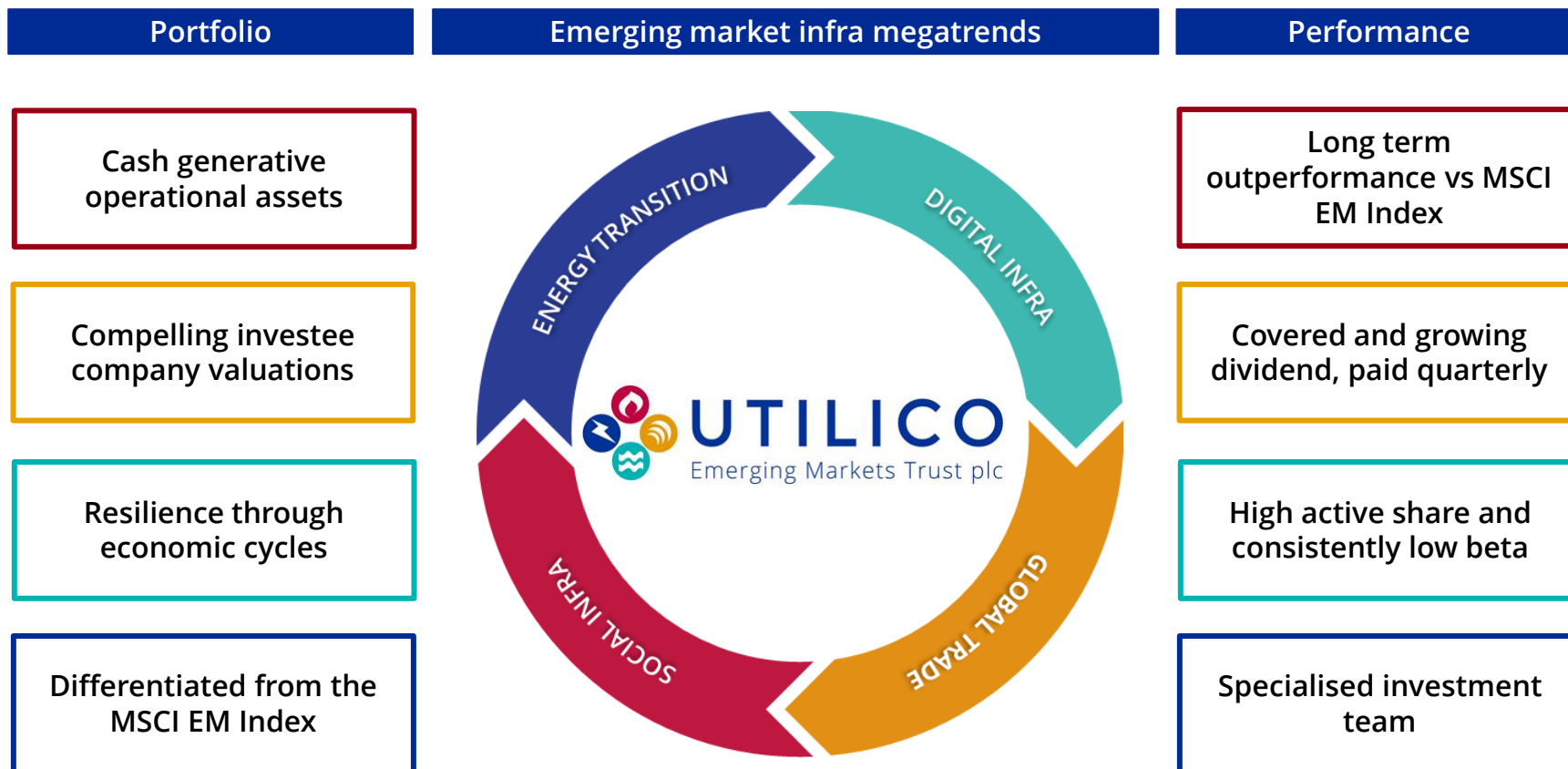


Past performance is not a guide to future returns and future returns are not guaranteed.

1. As at 31 May 2023. 2. From 20 July 2005 to 31 March 2006.

UEM's Unique and Attractive Investment Case

Actively managed infrastructure megatrends investment trust focused on EM




Annualised total return of 9.4% over 17 years with a 3.8% dividend yield⁽¹⁾

Past performance is not a guide to future returns and future returns are not guaranteed.

1. As at 31 May 2023.

Appendix



Megatrends Driving Upside in Emerging Markets

Infrastructure related investments are the key drivers of global 'megatrends'



Energy Transition

Lower or net zero emissions targets to combat climate change requires **decarbonisation of energy matrix**

Geopolitical concerns driving energy security higher up the agenda, look to cut reliance on imported oil/gas

Huge investment in wind/solar assets and supporting grid and battery storage infrastructure across EM

Displacement of dirty coal-and oil-fired assets with cleaner and more flexible gas-fired facilities



Global Trade

Emerging market economies **offer strong domestically driven growth** as well as a growing share of world exports driving international trade

The increasingly multi-polar world and **the reshaping of the competitive environment** will provide EM countries with new opportunities

As a result of Covid-19 and recent geopolitical pressures, there has been an increase in **nearshoring** and the need to **diversify supply chains**



Social Infra

Most emerging market countries lack adequate essential social infrastructure

The **growth of the middle class** demanding better quality services and infrastructure

Rapid urbanisation is driving the need for huge investments in infrastructure, transportation, communication and internet services, creating exciting opportunities for portfolio companies



Digital Infra

Data drives innovation, enables personalisation and enhances decision-making driving social and commercial returns

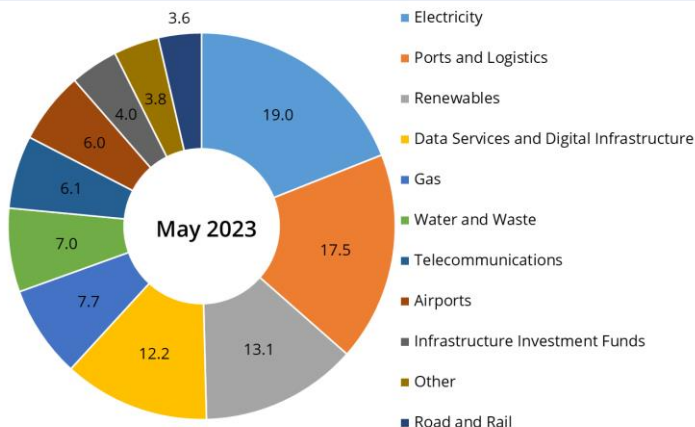
Technology allowing EM companies to market and deliver goods and services to a potentially **global customer base**

New innovative and disruptive applications developed in EM driving new business models and efficiencies

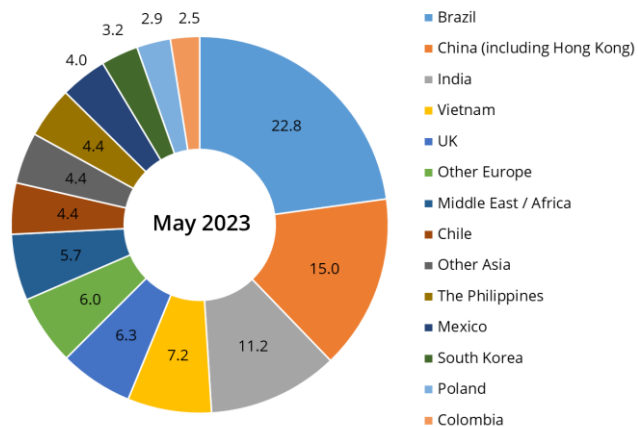
Portfolio Construction

Risk mitigation through sector and geographical diversification

Sector



Geographical



Portfolio Construction

Number of holdings

- Approximately 80 holdings

Asset type

- Primarily equity, but unrestricted and can invest in bonds, convertibles and other types of securities

Position size⁽¹⁾

- No single investment to exceed 10.0% of gross assets
- Country exposure limited to 35.0% of gross assets

Turnover

- Typically c.25.0% of gross assets per annum
- FY23 invested £108.9m and realised £126.6m

Gearing

- Not to exceed 25.0% of gross assets
- As at 31 May 2023 net gearing was 3.9%

Unquoted investments

- Total unlisted not to exceed 10.0% of gross assets at the time of investment
- As at 31 May 2023 investments of 10.8%

1. Internal UEM limit – per prospectus - single company not to exceed 20.0% of gross assets at time of investment and single country not to exceed 50.0% of gross assets at time of investment.

UEM Top Twenty as at 31 May 2023

Diversified portfolio

Company	Country	Sector	Megatrend	% of UEM
1 Petalite Limited		Renewables	 Energy Transition	5.3%
2 International Container Terminal Services, Inc. (ICT)		Ports and Logistics	 Global Trade	4.4%
3 Alupar Investimento S.A.		Electricity	 Energy Transition	4.2%
4 Gujarat State Petronet Limited		Gas	 Energy Transition	3.6%
5 Orizon Valorizacao de Residuos S.A.		Water and Waste	 Social Infra	3.5%
6 India Grid Trust		Electricity	 Energy Transition	2.8%
7 FPT Corporation		Data Services and Digital Infrastructure	 Digital Infra	2.5%
8 Power Grid Corporation of India Limited		Electricity	 Energy Transition	2.4%
9 Umeme Limited		Electricity	 Social Infra	2.4%
10 Santos Brasil Participacoes S.A.		Ports and Logistics	 Global Trade	2.4%
11 Engie Energia Chile S.A.		Electricity	 Energy Transition	2.3%
12 VinaCapital Vietnam Opportunity Fund Ltd		Investment Funds	 Social Infra	2.3%
13 Rumo S.A.		Road and Rail	 Global Trade	2.2%
14 Citic Telecom International Holdings Limited		Telecommunications	 Digital Infra	2.1%
15 CGN Capital Partners Infra Fund 3		Renewables	 Energy Transition	2.1%
16 Aguas Andinas S.A.		Water and Waste	 Social Infra	2.1%
17 InPost S.A.		Ports and Logistics	 Digital Infra	2.0%
18 China Datang Corporation Renewable Power Co. Limited		Renewables	 Energy Transition	2.0%
19 Centrais Eletricas Brasileiras S.A. (Eletrobras)		Electricity	 Energy Transition	1.9%
20 Korean Internet Neutral Exchange Inc. (KINX)		Data Services and Digital Infrastructure	 Digital Infra	1.8%

ICM Investment Team

Dedicated investment team with over 100 years of experience



Charles Jillings
Investment Manager
CEO, ICM



Jacqueline Broers
Deputy Portfolio Manager
Transportation



Jonathan Grocock
Deputy Portfolio Manager
Utilities



Mark Lebell
Senior Analyst
Digital Infrastructure



Eduardo Greca
Investment Strategist
Latam



George Velikov
Investment Strategist
Eastern Europe



Henry Beck
Analyst



Gillian Zhao
Analyst
China Specialist

Supported by ICM resources operating in more than 10 locations globally with over 20 specialists including country and sector experts and over 80 staff

Full details about the Investment Team can be found at www.uemtrust.co.uk.

Fund Facts

UEM

- Fund size as at 31 May 2023 £554.4m
- Trading on the Main Market of the London Stock Exchange
- Ordinary shares in issue as at 31 May 2023 201.6m

Management Fee

- 1.0% of NAV up to and including £500m; 0.9% of NAV exceeding £500m up to and including £750m; 0.85% of NAV exceeding £750m up to and including £1,000m; and 0.75% of NAV exceeding £1,000m

Ongoing Charges

- 1.4% as at 31 March 2023
- No performance fee

Portfolio Managers

- AIFM, Joint Portfolio Manager and Secretary: ICM Investment Management Limited
- Joint Portfolio Manager: ICM Limited

Advisors

- Administrator and Custodian: JPMorgan Chase Bank N.A. – London Branch
- Brokers: Shore Capital and Corporate Limited, Barclays Bank PLC, RMS Partners
- Lawyers: Norton Rose Fulbright LLP
- Public Relations: Montfort Communications Limited
- Banker: The Bank of Nova Scotia, London Branch

Energy Transition



Case Study: Petalite



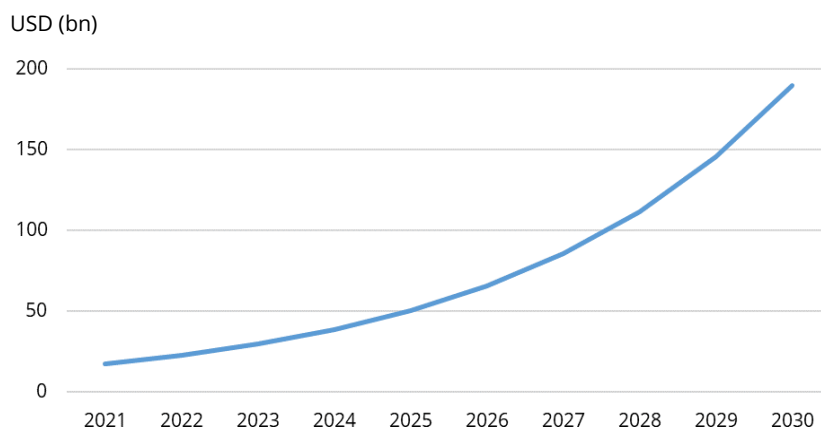
Description

- Next generation electric vehicle charging technology company based in the UK
- Developed and patented revolutionary SDC (Sinusoidal Direct Current) charging technology
- Unlisted company in which UEM were early investors with small initial funding
- Latest funding round (June 2022) resulted in material uplift to valuation



Petalite

Annual global charging infrastructure market⁽¹⁾



1. Fortune Business Insights.

Why we are investors

- Significant investment in charging infrastructure is needed to support the take-up of EVs
- Petalite's unique technology could emerge as a leader in this fast-growing field
- Strong track record winning seven UK Government Innovation (UKRI) grants
- Strategic investment in 2022 from AM Impact Partners to lead commercialisation